


Roof Measurement Report

3445 SW 62nd Way, Miramar, FL 33023, USA




Overview

Total Roof Area	3,433 sqft
Facets	10
Predominant Pitch	4/12

Roof Layout

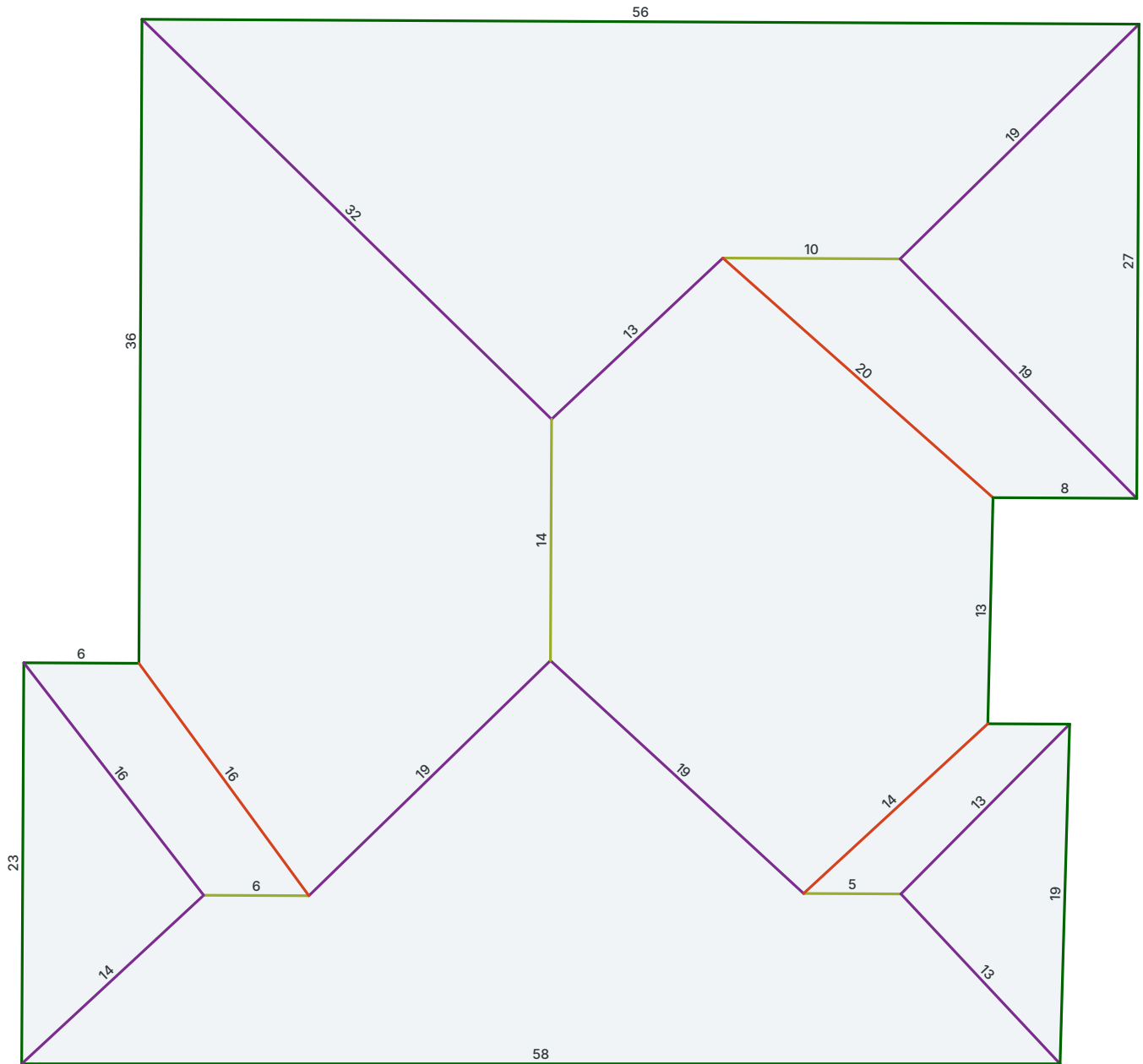
3445 SW 62nd Way, Miramar, FL 33023, USA



Length Measurement Report

3445 SW 62nd Way, Miramar, FL 33023, USA

- Eaves 250ft 5in
- Ridges 34ft 10in
- Parapet Wall 0ft 0in
- Valleys 50ft 6in
- Rakes 0ft 0in
- Unspecified 0ft 0in
- Hips 178ft 3in
- Transitions 0ft 0in



Note: The above diagram contains measurements that have been rounded up.

Area Measurement Report

3445 SW 62nd Way, Miramar, FL 33023, USA

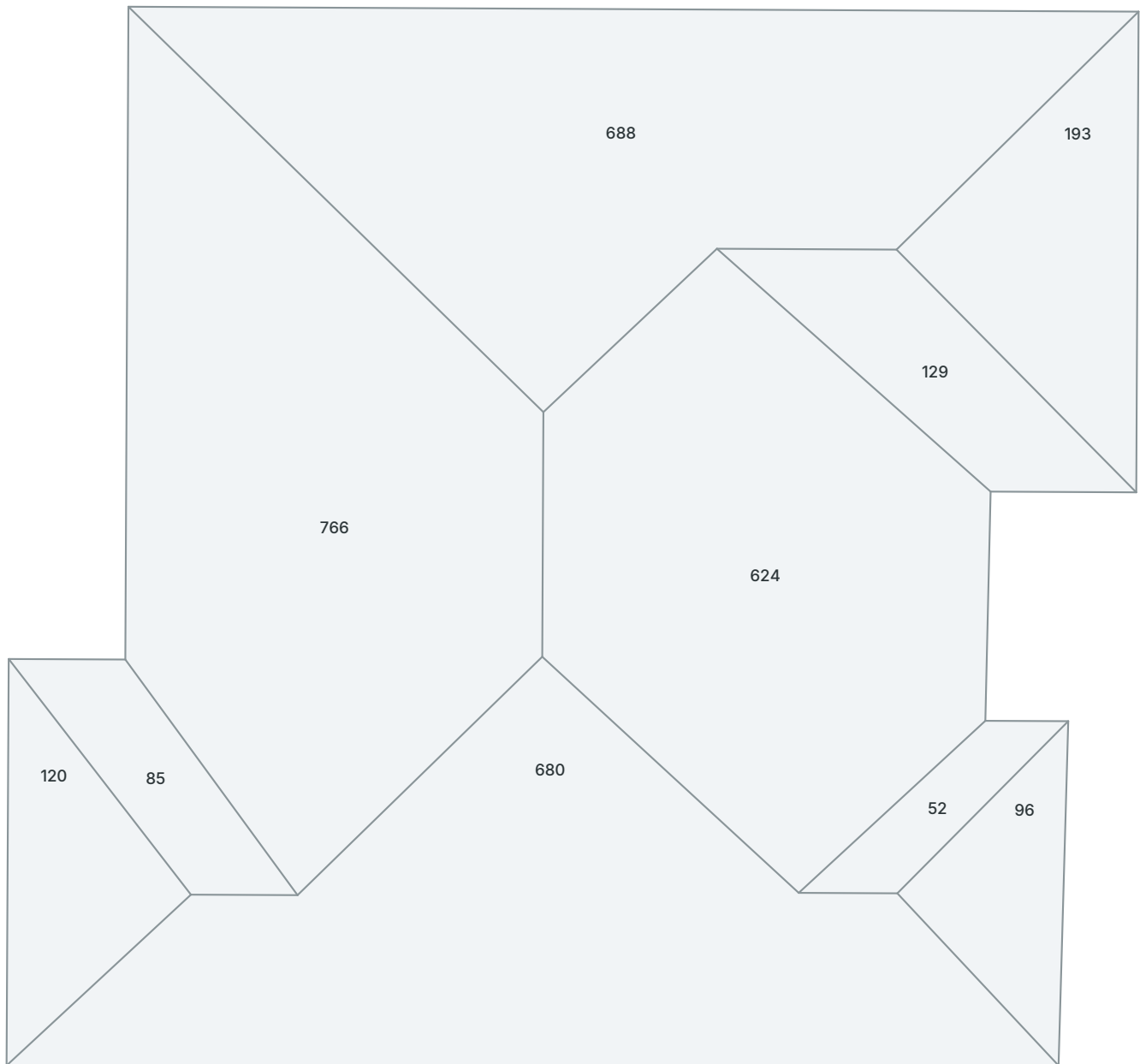
Total Roof Area: 3433 sqft

Pitched Roof Area: 3433 sqft

Flat Roof Area: 0 sqft

Predominant Pitch: 4/12


Predominant Pitch Area: 2963 sqft



Note: The above diagram contains measurements rounded to the nearest whole number.


Pitch Measurement Report

3445 SW 62nd Way, Miramar, FL 33023, USA



All Structures Summary

3445 SW 62nd Way, Miramar, FL 33023, USA



Measurements

Total Roof Area	3433 sqft
Total Pitched Area	3433 sqft
Total Flat Area	0 sqft
Total Roof Facets	10 facets
Predominant Pitch	4/12
Total Eaves	250ft 5in
Total Valleys	50ft 6in
Total Hips	178ft 3in
Total Ridges	34ft 10in
Total Rakes	0ft 0in
Total Transitions	0ft 0in
Total Parapet Wall	0ft 0in
Total Unspecified	0ft 0in
Hips + Ridges	213ft 1in
Eaves + Rakes	250ft 5in

Pitch	4/12	5/12
Area (sqft)	2,963	470
Squares	29.6	4.7

▼ Recommended

Waste %	0%	10%	11.63%	12%	15%	17%	20%
Area (sqft)	3,433	3,776	3,832	3,845	3,948	4,017	4,120
Squares	34.3	37.8	38.3	38.4	39.5	40.2	41.2

We've calculated the waste percentages you might expect for this job. These numbers only include the roof area.

Material Estimate

3445 SW 62nd Way, Miramar, FL 33023, USA

Product	Unit	Waste (0%)	Waste (10%)	Waste (11.63%)	Waste (15%)
Shingle (total sqft)		3,433 sqft	3,776 sqft	3,832 sqft	3,948 sqft
IKO - Cambridge	bundle	104	114	116	119
CertainTeed - Landmark	bundle	105	116	117	121
GAF - Timberline	bundle	105	116	117	121
Owens Corning - Duration	bundle	105	116	117	121
BP - Mystique	bundle	105	115	117	121
Starter (eaves + rakes)		250 ft	275 ft	280 ft	288 ft
IKO - Leading Edge Plus	bundle	3	3	3	3
CertainTeed - SwiftStart	bundle	3	3	3	3
GAF - Pro-Start	bundle	3	3	3	3
Owens Corning - Starter Strip	bundle	3	3	3	3
BP - Starter Strip	bundle	4	5	5	5
Ice and Water (eaves + valleys + flashings)		301 ft	331 ft	336 ft	346 ft
IKO - StormShield	roll	5	6	6	6
CertainTeed - WinterGuard	roll	5	5	6	6
GAF - WeatherWatch	roll	5	5	6	6
Owens Corning - WeatherLock	roll	5	5	5	5
BP - Weathertex	roll	5	6	6	6
Synthetic (total sqft; no laps)		3,433 sqft	3,776 sqft	3,832 sqft	3,948 sqft
IKO - Stormtite	roll	4	4	4	4
CertainTeed - RoofRunner	roll	4	4	4	4
GAF - Deck-Armor	roll	4	4	4	4
Owens Corning - RhinoRoof	roll	4	4	4	4
BP - PRODECK	roll	4	4	4	4
Capping (hips + ridges)		213 ft	234 ft	238 ft	245 ft
IKO - Hip and Ridge	bundle	6	6	6	7
CertainTeed - Shadow Ridge	bundle	5	6	6	6
GAF - Seal-A-Ridge	bundle	9	10	10	10
Owens Corning - DecoRidge	bundle	11	12	12	13
BP - Accu-Ridge	bundle	6	6	6	7
Other					
8' Valley (no laps)	sheet	7	7	8	8
10' Drip Edge (eaves + rakes; no laps)	sheet	26	28	28	29

These calculations are approximations and are not guaranteed. Always double check material orders quantities before using these calculations. The calculations are based off the totals from the report of pitched facets only and the final numbers are rounded to the hundredths of the unit.